




ALBATRANS SpA - International Freight Forwarders

Via del Botteghino, 19 – 50018 Scandicci (FI) - Italy
 Tel +39 055 7311071 Fax+39 055 7311072
 Website: www.albatrans.com | Email: infoflr@albatrans.com


P.IVA 04470180482

Shipping Units: Ocean Container Specification


20' DRY FREIGHT CONTAINER

	Interior Dimensions	L : 19'5" (5,919 mm) W: 7'8" (2,340 mm) H: 7'9 1/2" (2,380 mm)
	Door Opening	W: 7'6" (2,286 mm) H: 7'5 1/2" (2,278 mm)
	Tare Weight	4,189 lbs. (1,900 kg)
	Cubic Capacity:	1,165 cu.ft (33 m)
	Payload	48,721 lbs (22,100 kg)


20' OPEN TOP CONTAINER

	Interior Dimensions	L : 19'5" (5,919 mm) W: 7'8" (2,340 mm) H: 7'6" (2,286 mm)
	Door Opening	W: 7'6" (2,286 mm) H: 7'4 1/2" (2,251 mm)
	Tare Weight	9,061 lbs (2,174 kg)
	Cubic Capacity:	1,116 cu.ft (31,6 m)
	Top Opening	L: 17'9 1/2" (5,425 mm) W: 7'3 1/2" (2,222 mm)
	Payload	48,117 lbs (21,826 kg)


20' FLAT RACK CONTAINER

	Interior Dimensions	L : 18'8 1/2" (5,662 mm) W: 8' (2,438 mm) H: 7'7 1/2" (2,327 mm)
	Tare Weight	5,137 lbs (2,530 kg)
	Payload	47,773 lbs (21,470 kg)

40' DRY FREIGHT CONTAINER

	Interior Dimensions	L : 39'6 1/2" (12,045 mm) W: 7'8" (2,309 mm) H: 7'9 1/2" (2,379 mm)
	Door Opening	W: 7'6" (2,289 mm) H: 7'5 1/2" (2,278 mm)
	Tare Weight	6,799 lbs (3,084 kg)
	Cube Capacity	2,377 cu.ft (67,3 m)
	Payload	60,401 lbs (27,396 kg)

40' OPEN TOP CONTAINER




Interior Dimensions	L : 39'6" (12,043 mm) W: 7'8" (2,340 mm) H: 7'51/4" (2,272 mm)
Door Opening	W: 7'51/2" (2,279 mm) H: 7'51/4" (2,278 mm)
Tare Weight	9,480 lbs (4.300kg)
Cubic Capacity	2,260 cu.ft (64 m)
Top Opening	L: 38' (11,585 mm) W: 7'1" (2,162 mm)
Payload	57,720 lbs (26,181 kg)

40' FLAT RACK CONTAINER



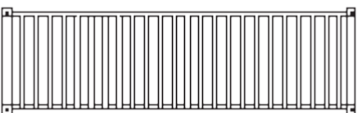
Interior Dimensions:	L : 38'91/4" (12,080 mm) W: 7'6" (2,438 mm) H: 6'101/2" (2,103 mm)
Tare Weight:	11,596 lbs (5,480 kg)
Payload:	55,600 lbs (22,000 kg)

40' HIGH CUBE CONTAINER



Interior Dimensions:	L : 39'61/2" (12,056 mm) W: 7'81/4" (2,347 mm) H: 8'91/2" (2,684 mm)
Door Opening:	W: 7'8" (2,340 mm) H: 8'53/4" (2,585 mm)
Tare Weight:	6,393 lbs (2,900 kg)
Cubic Capacity:	2,684 cu.ft (76 m)
Payload:	65,256 lbs (29,600 kg)

40' REEFER CONTAINER




Interior Dimensions:	L : 36'9" (11,207 mm) W: 7'4" (2,246 mm) H: 7'2" (2,183 mm)
Door Opening:	W: 7'3" (2,216 mm) H: 7'2" (2,183 mm)
Tare Weight:	10,141 lbs (4,840 kg)
Cubic Capacity:	1,940 cu.ft (54,9 m)
Payload:	47,059 lbs (25,640 kg)

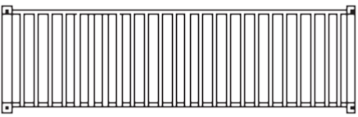
40' COLLAPSIBLE FLAT RACK




Interior Dimensions:	L : 39'71/2" (12,080 mm) W: 8' (2,438 mm) H: 6'81/4" (2,103 mm)
Tare Weight:	12,787 lbs (5,480 kg)
Payload:	64,374 lbs (25,000 kg)

45' HIGH CUBE CONTAINER

Interior Dimensions:	L : 44'61/2" (13,582 mm) W: 7'81/4" (2,347 mm) H: 8'10" (2,690 mm)
Door Opening:	W: 7'8" (2,340 mm) H: 8'53/4" (2,585 mm)
Tare Weight:	9,061 lbs (3.900 kg)
Cubic Capacity:	3,026 cu.f (85,7 m)t
Payload:	62,589 lbs (28,600 kg)

40' HIGH CUBE REEFER CONTAINER

Interior Dimensions:	L : 38'11" (11,628 mm)) W: 7'6" (2,294 mm) H: 8'2" (2,509 mm)
Door Opening:	W: 7'6" (2,290 mm) H: 8'1/2" (2,535 mm)
Tare Weight:	9,766 lbs (4,430 kg)
Cubic Capacity:	2,363 cu.ft (66,9 m)
Payload:	62,883 lbs (28,070 kg)

45' HIGH CUBE REEFER CONTAINER

Interior Dimensions:	L : 43' (13,102 mm) W: 7'61/4" (2,294 mm) H: 8'23/4" (2,509 mm)
Door Opening:	W: 7'61/8" (2,290 mm) H: 8'11/8" (2,535 mm)
Tare Weight:	11,464 lbs (5,200 kg)
Cubic Capacity:	2,663 cu.ft (75,4 m)
Payload:	60,186 lbs (27,300 kg)